



**District Report Card: 2017**


<b>State:</b> Gujarat	<b>District:</b> Chhotaudepur
<b>Class:</b> 5	<b>Subject:</b> Language
<b>Schools:</b> 61	<b>Students:</b> 1079


**Participation/Coverage**


**Students**

<b>GENDER</b> 	Boys		Girls	
	Number	%	Number	%
	540	50.05	539	49.95

<b>AREA</b> 	Rural		Urban	
	Number	%	Number	%
	1079	100.00	0	0.00

<b>CATEGORY</b> 	SC		ST		OBC		GEN	
	Number	%	Number	%	Number	%	Number	%
	25	2.32	941	87.21	94	8.71	19	1.76

<b>CWSN</b> 	LD	VI	HI	S&LD	ID	Oth
	3	6	0	0	4	10

<b>Management</b> 	Government		Government-aided	
	Number	%	Number	%
	1055	97.78	24	2.22

**Average Performance of Students in Language (%)**

Overall	Gender		Area		Management		Social Group			
	Male	Female	Rural	Urban	Govt.	Aided	SC	ST	OBC	GEN
56.45	54.98	57.92	56.45	0.00	56.88	37.22	58.13	56.61	54.40	56.14

## Performance on Learning Outcomes (LOs)

Learning Outcomes	Description	Average Performance(%)
L504	Reads and comprehends independently storybooks, news items/ headlines, advertisements etc.	55.03
L508	Reads text with comprehension, locates details and sequence of events	57.15

Range of Performance of Students who Answered Correctly							
Below 30%		30% - 50%		50% - 75%		Above 75%	
Number	%	Number	%	Number	%	Number	%
159	14.74	255	23.63	421	39.02	244	22.61

## Lowest Performing Learning Outcomes (LOs)

- 1 - Reads and comprehends independently storybooks, news items/ headlines, advertisements etc. (55.03)
- 2 - Reads text with comprehension, locates details and sequence of events (57.15)